

D-TUERI

A new era of Personal Voltage Detectors



MAXIMUM SAFETY

The ideal safety element for individual use to operate with maximum safety in Distribution/Transformation centers, Substations and Overhead Lines



Voltage Detectors

Safety

Personal voltage detector

Omni-directional personal electric field voltage detector Medium Voltage - Optical & Acoustic

Optical & Acoustic



30906 D-TUERI PRO

Additional safety element for individual use suitable for personnel who carry out work in areas with an electrical live lines, such as inspection work, cleaning work, maintenance and in general all works close to an electric field.

When the user is close to an electric field between 7.9 kV – 69 kV and exceeds a distance of approximately 2 meters for 7.9 kV and 5 meters for 69 kV, the detector emits a signal. The alarm does not stop sounding until you move away from the dangerous zone.



Omnidirectional
Detection



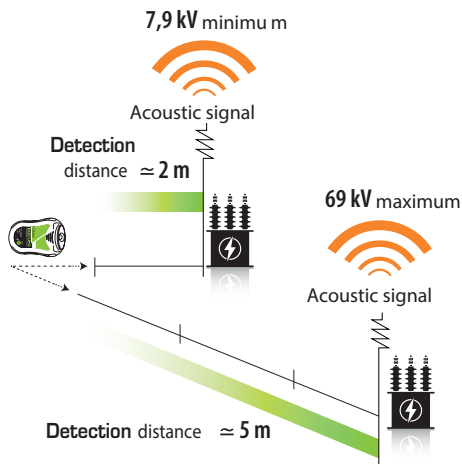
USB-C
connection



Medium voltage



Acoustic Signal



- Use in Distribution / Transformation centers and AC Airlines
- Utilization range: Between 7.9-69kV
- Operating frequency: 50 and 60Hz
- Degree of protection: IP 65
- Luminous power: 2W
- Power supply: Li ion battery 3.7V 1050mAh
- Supplied in an insulated box that includes the detector, a nylon carrying case, charger and USB cable.

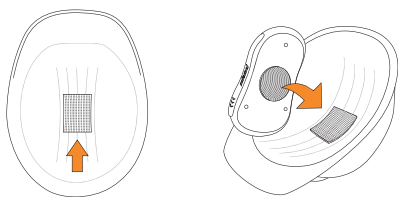
Code	Ref.
645257	D-TUERI PRO



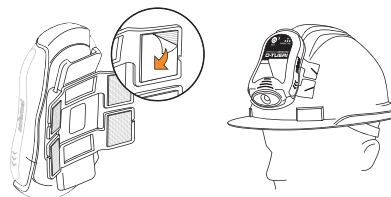
Placement

The detector can be placed both **INSIDE** and **OUTSIDE**, depending on the characteristics and requirements of the helmet.

INSIDE



OUTSIDE



Voltage Detectors

Safety

Personal voltage detector

Omni-directional personal electric field voltage detector Medium Voltage - Optical & Acoustic



30906 D-TUERI EXPERT

Additional safety element for individual use suitable for power line operators carrying out maintenance and in general all works close to an electric field.

When the user is close to an electric field between 10 kV – 66 kV and exceeds a distance of approximately 1 meters for 10 kV and 3 meters for 66 kV, the detector emits a signal. The alarm does not stop sounding until you move away from the dangerous zone.



Omnidirectional
Detection



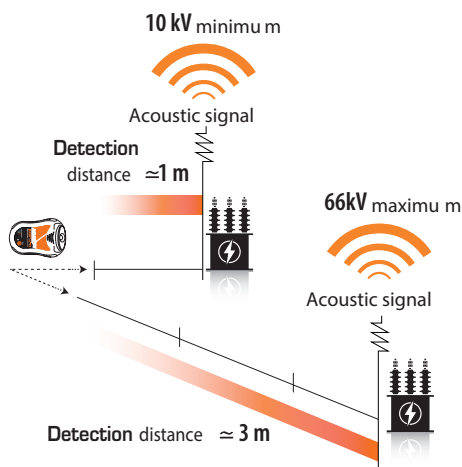
USB
connection



Medium voltage



Acoustic Signal



- Use in Distribution / Transformation centers and AC Airlines
- Utilization range: Between 10-66kV
- Operating frequency: 50 and 60Hz
- Degree of protection: IP65
- Luminous power: 2W
- Power supply: Li ion battery 3.7V 1050mAh
- Supplied in an insulated box that includes the detector, a nylon carrying case, charger and USB cable.

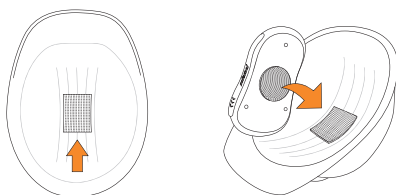
Code	Ref.
645255	D-TUERI EXPERT



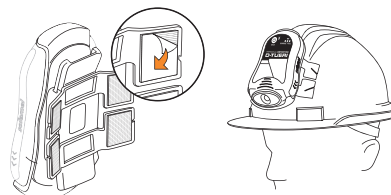
Placement

The detector can be placed both **INSIDE** and **OUTSIDE**, depending on the characteristics and requirements of the helmet.

INSIDE



OUTSIDE



Voltage Detectors

Safety

Personal voltage detector

Omni-directional personal electric field voltage detector Medium Voltage - Optical & Acoustic

Optical & Acoustic



30906 D-TUERI PRO 66/138 kV

Additional safety element for individual use specially designed for transformation centers where the operator works in spaces where the distance to the danger zone is very small.

When the user is close to an electric field between 66 kV – 138 kV and exceeds a distance of approximately 1.4 meters for 66 kV and 4 meters for 138 kV, the detector emits a signal. The alarm does not stop sounding until you move away from the dangerous zone.



Omnidirectional
Detection



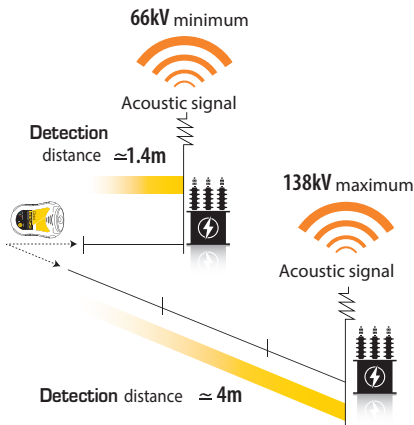
USB-C
connection



Medium voltage



Acoustic Signal



- Use in Distribution / Transformation centers and AC Airlines
- Utilization range: 66/138kV
- Operating frequency: 50 and 60Hz
- Degree of protection: IP 65
- Luminous power: 2W
- Power supply: Li ion battery 3.7V 1050mAh
- Supplied in an insulated box that includes the detector, a nylon carrying case, charger and USB cable.

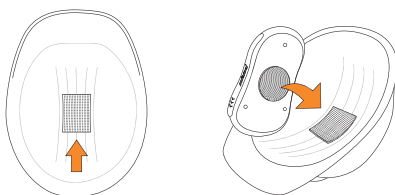
Code	Ref.
645258	D-TUERI PRO 66/138 kV



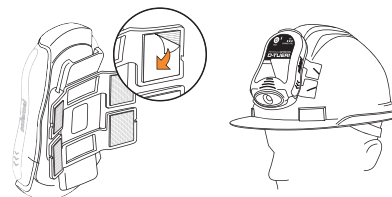
Placement

The detector can be placed both **INSIDE** and **OUTSIDE**, depending on the characteristics and requirements of the helmet.

INSIDE



OUTSIDE



Voltage Detectors

Safety

Personal voltage detector

Omni-directional personal electric field voltage detector Medium Voltage - Optical & Acoustic



30906 D-TUERI DUAL 7.9/69 kV - 66 kV

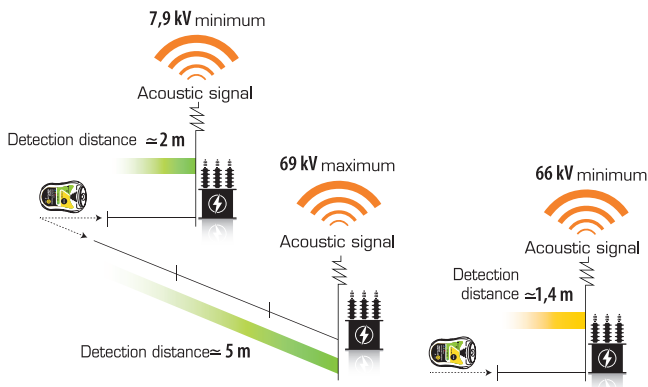
Additional safety element for individual use indicated for power line operators who carry out maintenance, repairs and other work close to live lines with the possibility of switching to a less sensitive operating mode and getting closer to the points in electrical tension.

Mode 7.9/69 kV

When the user is close to an electric field between 7.9 kV – 69 kV and exceeds a distance of approximately 2 meters for 7.9 kV and 5 meters for 69 kV, the detector sounds a signal. The alarm does not stop sounding until you move away from the dangerous zone.

Mode 66 kV

When the user is close to an electric field of 66 kV and exceeds a distance of approximately 1,4 meters the detector sounds a signal. The alarm does not stop sounding until you move away from the dangerous zone.



- Use in Distribution / Transformation centers, Substations and AC Airlines
- Utilization range: Between 7.9-69kV
- Operating frequency: 50 and 60Hz
- Degree of protection: IP 65
- Luminous power: 2W
- Power supply: Li ion battery 3.7V 1050mAh
- Supplied in an insulated box that includes the detector, a nylon carrying case, charger and USB cable.

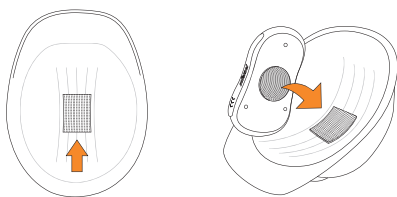
Code	Ref.
648300	D-TUERI DUAL 7.9/69 kV - 66 kV



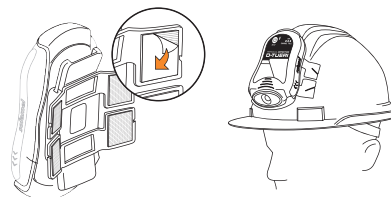
Placement

The detector can be placed both **INSIDE** and **OUTSIDE**, depending on the characteristics and requirements of the helmet.

INSIDE



OUTSIDE



Voltage Detectors

Safety

Personal voltage detector

Omni-directional personal electric field voltage detector Medium Voltage - Optical & Acoustic

Optical & Acoustic



30906 D-TUERI DUAL 7.9/69 kV - 110 kV

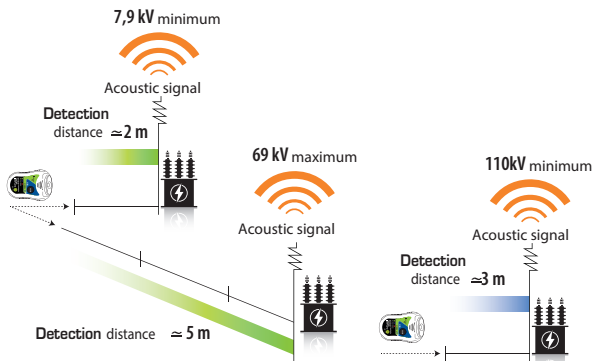
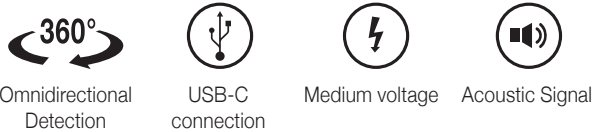
Additional safety element for individual use indicated for power line operators who carry out maintenance, repairs and other work close to live lines with the possibility of switching to a less sensitive operating mode and getting closer to the points in electrical tension.

Mode 7.9/69 kV

When the user is close to an electric field between 7.9 kV – 69 kV and exceeds a distance of approximately 2 meters for 7.9 kV and 5 meters for 69 kV, the detector sounds a signal. The alarm does not stop sounding until you move away from the dangerous zone.

Mode 110 kV

When the user is close to an electric field of 110 kV and exceeds a distance of approximately 3 meters the detector sounds a signal. The alarm does not stop sounding until you move away from the dangerous zone.



- Use in Distribution / Transformation centers, Substations and AC Airlines
- Utilization range: Between 7.9-110kV
- Operating frequency: 50 and 60Hz
- Degree of protection: IP 65
- Luminous power: 2W
- Power supply: Li ion battery 3.7V 1050mAh
- Supplied in an insulated box that includes the detector, a nylon carrying case, charger and USB cable.

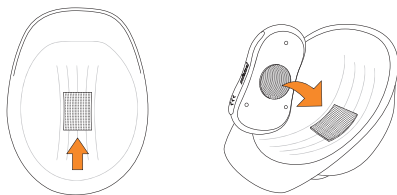
Code	Ref.
648310	D-TUERI DUAL 7.9/69 kV - 110 kV



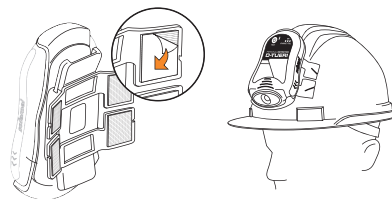
Placement

The detector can be placed both **INSIDE** and **OUTSIDE**, depending on the characteristics and requirements of the helmet.

INSIDE



OUTSIDE



Voltage Detectors

Safety

Personal voltage detector

Omni-directional personal electric field voltage detector Medium Voltage - Optical & Acoustic



30906 D-TUERI DUAL 7.9/69 kV - 220 kV

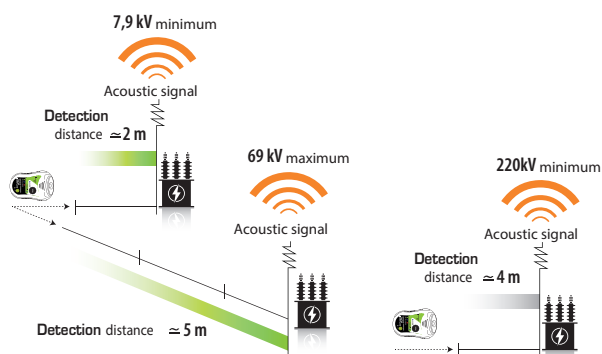
Additional safety element for individual use indicated for power line operators who carry out maintenance, repairs and other work close to live lines with the possibility of switching to a less sensitive operating mode and getting closer to the points in electrical tension.

Mode 7.9/69 kV

When the user is close to an electric field between 7.9 kV – 69 kV and exceeds a distance of approximately 2 meters for 7.9 kV and 5 meters for 69 kV, the detector sounds a signal. The alarm does not stop sounding until you move away from the dangerous zone.

Mode 220 kV

When the user is close to an electric field of 220 kV and exceeds a distance of approximately 4 meters the detector sounds a signal. The alarm does not stop sounding until you move away from the dangerous zone.



- Use in Distribution / Transformation centers, Substations and AC Airlines
- Utilization range: Between 7.9-220kV
- Operating frequency: 50 and 60Hz
- Degree of protection: IP 65
- Luminous power: 2W
- Power supply: Li ion battery 3.7V 1050mAh
- Supplied in an insulated box that includes the detector, a nylon carrying case, charger and USB cable.

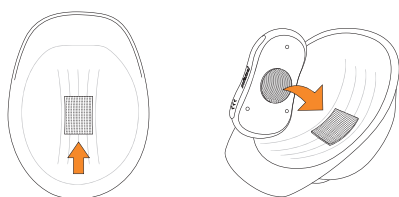
Code	Ref.
648320	D-TUERI DUAL 7.9/69 kV - 220 kV



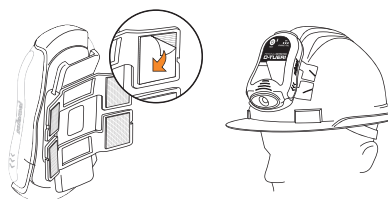
Placement

The detector can be placed both **INSIDE** and **OUTSIDE**, depending on the characteristics and requirements of the helmet.

INSIDE



OUTSIDE



Voltage Detectors

Safety

Personal voltage detector

Omni-directional personal electric field voltage detector Medium Voltage - Optical & Acoustic



30906 D-TUERI DUAL 7.9/69 kV - 400 kV

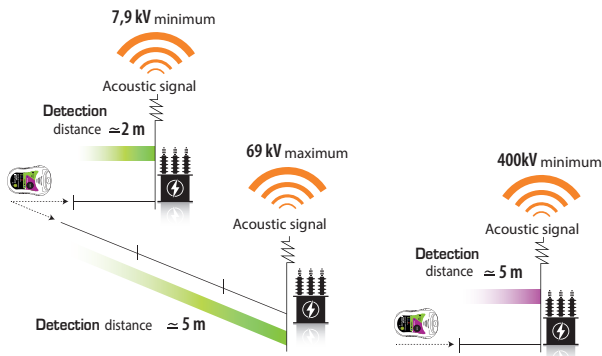
Additional safety element for individual use indicated for power line operators who carry out maintenance, repairs and other work close to live lines with the possibility of switching to a less sensitive operating mode and getting closer to the points in electrical tension.

Mode 7.9/69 kV

When the user is close to an electric field between 7.9 kV – 69 kV and exceeds a distance of approximately 2 meters for 7.9 kV and 5 meters for 69 kV, the detector sounds a signal. The alarm does not stop sounding until you move away from the dangerous zone.

Mode 400 kV

When the user is close to an electric field of 400 kV and exceeds a distance of approximately 5 meters the detector sounds a signal. The alarm does not stop sounding until you move away from the dangerous zone.



- Use in Distribution / Transformation centers, Substations and AC Airlines
- Utilization range: Between 7.9-400kV
- Operating frequency: 50 and 60Hz
- Degree of protection: IP 65
- Luminous power: 2W
- Power supply: Li ion battery 3.7V 1050mAh
- Supplied in an insulated box that includes the detector, a nylon carrying case, charger and USB cable.

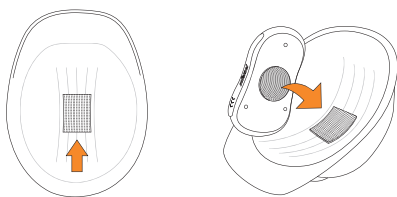
Code	Ref.
648330	D-TUERI DUAL 7.9/69 kV - 400 kV



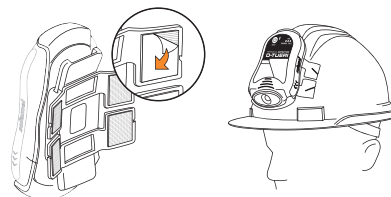
Placement

The detector can be placed both **INSIDE** and **OUTSIDE**, depending on the characteristics and requirements of the helmet.

INSIDE



OUTSIDE



Voltage Detectors

Safety

Personal voltage detector

Omni-directional personal electric field voltage detector Medium Voltage - Optical & Acoustic



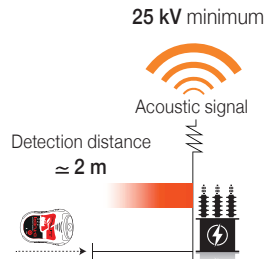
30906 D-TUERI PRO 25 kV

An additional individual safety element. This personal detector functions to alert the operator when approaching an electric field, thereby helping to prevent accidents. It is designed to be used in repair and maintenance work on high-speed railway installations operating with 25 kV alternating current.

When the user is close to an electric field of 25 kV and exceeds a distance of approximately 2 meters the detector sounds a signal. The beeping frequency increases as the user gets closer to the live point. The alarm does not stop sounding until you move away from the dangerous zone.



- Use in High-speed railway installations.
- Utilization range: 25kV
- Operating frequency: 50 and 60Hz
- Degree of protection: IP65
- Potencia luminosa: 2W
- Luminous power: Bateria Li ion 3,7V 1050mAh
- Supplied in an insulated box that includes the detector, a nylon carrying case, charger and USB cable.



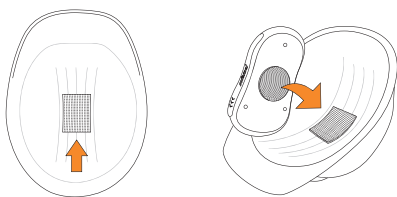
Code	Ref.
654256	D-TUERI PRO 25 kV



Placement

The detector can be placed both **INSIDE** and **OUTSIDE**, depending on the characteristics and requirements of the helmet.

INSIDE



OUTSIDE

