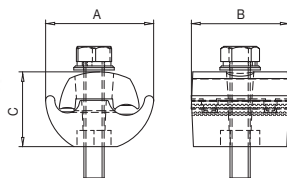


# Compression and Mechanical Clamps




## Connections



### 10502 LBE-ID

#### Bolt-fastened tinplated compression clamp

LBE-ID clamps are made of cast aluminum with a 20 µm tin-plated finish to enhance electrical contact and prevent oxidation. The screws are made of stainless steel, providing excellent mechanical strength and corrosion resistance. Ideal for Al-Al and Al-Cu connections.

Code	Ref.	Main		Tap		Dimensions (mm)			 x 100	 Bag	 Box
		Max.	Min.	Max.	Min.	A	B	C			
155001	LBE-2-ID	120	50	35	6	49	35	32	10.950	1	25
155002	LBE-3-ID	185	50	70	10	55	44	38	18.250	1	10
155003	LBE-4-ID	70	25	70	25	46	32	31	9.400	1	25