



11402 SCF/FUSE




MC4 Type fuse holder for 1000 V and 1500 V

Integrated, watertight 20 A fuse in MC4 connector.

Possibility of changing fuse (from 15/20/30 A).

SCF/FUSE-1000V female-male

SCF/FUSE-1500V female-male

Code	Ref.	Amps (A)	 x 100	 Bag	 Box
501043	SCF/FUSE-1000V 15A	15	-	-	-
501044	SCF/FUSE-1000V 20A	20	-	-	-
501046	SCF/FUSE/L-1500V 15A	15	-	-	-
501047	SCF/FUSE/L-1500V 20A	20	-	-	-