




11103 RA-25

Console



The RA-25 return cradle is made of weather-resistant thermoplastic material with a stainless steel anchor. It is designed for the suspension and change of direction of service lines.

Code	Ref.	Section (mm ²)		Load daN	 x 100	 Bag	 Box
		Min.	Max.				
361140	RA-25	2x16	4x25	250	8.000	1	-