




11102 PA-2000

Line connection anchor

The PA-2000 line connection anchor is designed for service lines with higher mechanical stress.

The body is made of aluminum alloy, with a stainless steel fastening plate and a UV-resistant fiberglass-reinforced polymer wedge.



Code	Ref.	Section (mm²)		Load daN	 x 100	 Bag	 Box
		Min.	Max.				
137105	PA-2000	54.6	80	2000	73.420	1	15